



DISCOVER
THE **VIGOUR** AND
GRACE IN YOUR
SPACE



SURFACE OF AN EYEFUL IMPESSION

Available Thickness

 9MM



PRESENTING THE **FULL BODY**


SURFACE
POLISHED | RUSTIC | SATIN

WE ARE SETTING A TREND IN THE CERAMICS SECTOR, BY PRODUCING **HIGH-QUALITY TILES**

We are showcasing the best quality of rustic finish, satin finish and polished finish with the different fabulous colors shades that's make your décor mesmerizing.

Choose our satin finish tiles to give your home a completely flawless appearance if you want to add an unexpected element to any space.

Our Rustic tiles are ornamental glaze tiles that are used to give any room a rustic feel and an attractive appearance without compromising the shiny feature.





MAJESTIC

SURFACE
RUSTIC

DYNAMIC


SURFACE
POLISHED

ROCK

SURFACE
SATIN



FULL BODY
vitrified tiles



Satin

ROCK WHITE




Polished

DYNAMIC WHITE



Rustic

MAJESTIC WHITE



 **FULL BODY**
vitrified tiles

DYNAMIC WHITE





Satin

ROCK CREAMA




Polished

DYNAMIC CREAMA



Rustic


MAJESTIC CREAMA



FULL BODY
vitrified tiles


MAJESTIC CREAMA





Satin

ROCK DOVE



Polished

DYNAMIC DOVE



Rustic


MAJESTIC DOVE



FULL BODY
vitrified tiles


MAJESTIC DOVE





Satin

ROCK NERO




Polished

DYNAMIC NERO



Rustic

MAJESTIC NERO



FULL BODY
vitrified tiles


ROCK NERO





Satin

ROCK ALMOND



Polished

DYNAMIC ALMOND



Rustic

MAJESTIC ALMOND



 **FULL BODY**
vitrified tiles


MAJESTIC ALMOND





Satin

ROCK BLACK




Polished

DYNAMIC BLACK



Rustic

MAJESTIC BLACK



 **FULL BODY**
vitrified tiles

DYNAMIC BLACK





Satin

ROYAL KOTA





Polished

DYNAMIC KOTA




Rustic

MAJESTIC KOTA





FULL BODY
vitrified tiles






Satin

ROCK KOTA



FULL BODY
vitrified tiles



Satin

ROYAL CREAM



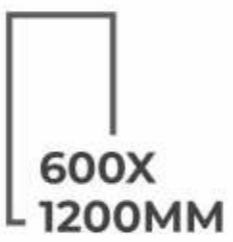
Polished

DYNAMIC CREAM



Rustic

MAJESTIC CREAM



ROYAL CREAM





Satin

ROYAL IRIS




Polished

DYNAMIC IRIS



Rustic

MAJESTIC IRIS



600X
1200MM

9 MM
THICKNESS



FULL BODY
vitrified tiles

MAJESTIC IRIS





Satin

ROYAL STEEL GREY




Polished

DYNAMIC STEEL GREY




Rustic


MAJESTIC STEEL GREY



FULL BODY
vitrified tiles

ROYAL STEEL GREY





ROCK QUARTZ

Satin



DYNAMIC QUARTZ

Polished



MAJESTIC QUARTZ

Rustic



600X
1200MM

9 MM
THICKNESS



FULL BODY
vitrified tiles

ROCK QUARTZ





Satin

ROYAL JET BLACK




Polished

DYNAMIC JET BLACK



Rustic

MAJESTIC JET BLACK



FULL BODY
vitrified tiles

DYNAMIC JET BLACK






Satin

ROYAL SUPER WHITE



Polished

DYNAMIC SUPER WHITE



600X
1200MM


9 MM
THICKNESS



FULL BODY
vitrified tiles


ROYAL SUPER WHITE





ROCK MIST

Satin



FULL BODY
vitrified tiles




ROCK PEACH

Satin



FULL BODY
vitrified tiles





MONOLINE
MONOLINE

MONOLINE


SURFACE
RUSTIC



FULL BODY
vitrified tiles



MONOLINE WHITE
—
RUSTIC





MONOLINE BLACK

RUSTIC

 **FULL BODY**
vitrified tiles





MONOLINE KOTA
—
RUSTIC





MONOLINE CREAM

RUSTIC

 **FULL BODY**
vitrified tiles






MONOLINE IRIS
—
RUSTIC

 **FULL BODY**
vitrified tiles

MONOLINE





MONOLINE STEEL GREY


RUSTIC

 **FULL BODY**
vitrified tiles





MONOLINE ALMOND
—
RUSTIC





MONOLINE CREAMA

RUSTIC


 **FULL BODY**
vitrified tiles





MONOLINE DOVE
—
RUSTIC

 **FULL BODY**
vitrified tiles




MONOLINE NERO

RUSTIC

 **FULL BODY**
vitrified tiles






MONOLINE SUPER WHITE
—
RUSTIC

 **FULL BODY**
vitrified tiles

MONOLINE
RUSTIC





MONOLINE JET BLACK

RUSTIC

 **FULL BODY**
vitrified tiles






MONOLINE QUARTZ
—
RUSTIC

PLUTO

PLUTO
SURFACE
RUSTIC




 **FULL BODY**
vitrified tiles



PLUTO WHITE
—
RUSTIC

 **FULL BODY**
vitrified tiles

PLUTO




PLUTO BLACK

RUSTIC

 **FULL BODY**
vitrified tiles





PLUTO KOTA
—
RUSTIC


 **FULL BODY**
vitrified tiles




PLUTO CREAM

RUSTIC

 **FULL BODY**
vitrified tiles





PLUTO IRIS
—
RUSTIC

 **FULL BODY**
vitrified tiles

PLUTO




PLUTO STEEL GREY

RUSTIC

 **FULL BODY**
vitrified tiles





PLUTO ALMOND
—
RUSTIC


 **FULL BODY**
vitrified tiles




PLUTO CREAMA

RUSTIC

 **FULL BODY**
vitrified tiles





PLUTO DOVE
—
RUSTIC

 **FULL BODY**
vitrified tiles

PLUTO



PLUTO NERO

RUSTIC


 **FULL BODY**
vitrified tiles





PLUTO SUPER WHITE
—
RUSTIC

PLUTO



PLUTO JET BLACK

RUSTIC

 **FULL BODY**
vitrified tiles





PLUTO QUARTZ
—
RUSTIC

 **FULL BODY**
vitrified tiles

TECHNICAL SPECIFICATION

Sr. No.	CHARACTERISTICS	STANDARD AS PER ISO-13006 / EN14411 GROUP BIA	OUR VALUE	TEST METHOD
REGULATORY PROPERTIES				
01	Deviation in length & width	± 0.50%	± 0.20%	ISO-10545-2
02	Deviation in thickness	± 5.00%	± 4.00%	ISO-10545-2
03	Straightness of sides	± 0.50%	± 0.10%	ISO-10545-2
04	Rectangularity	± 0.50%	± 0.20%	ISO-10545-2
05	Surface flatness	± 0.50%	± 0.20%	ISO-10545-2
06	Colour difference	Unaltered	No Change	ISO-10545-16
STRUCTURAL PROPERTIES				
01	Water Absorption	< 0.50%	< 0.50 %	ISO-10545-3
02	Apparent density	> 2.00 g/cc	> 2.28 g/cc	DIN 51082
MASSIVE MECHANICAL PROPERTIES				
01	Modulus or rupture	Min. 35 N/mm ²	Min. 45 N/mm ²	ISO-10545-4
02	Breaking strength	Min. 1300 N	Min. 2000 N	ISO-10545-4
03	Impact resistance	As per mfg.	Min. 0.55	ISO-10545-5
SURFACE MECHANICAL PROPERTIES				
01	Deep abrasion resistance	Max. 175mm ³	Max. 132mm ³	ISO-10545-6
02	Moh's hardness	Min. 6	7	EN 101
03	Surface Abrasion Resistance	As per mfg.	N. A.	ISO-10545-7

THERMOHYDROMETRIC PROPERTIES

01	Frost resistance	No Damage	Frost proof	ISO-10545-12
02	Thermal shock resistance	No Damage	No Damage	ISO-10545-9
03	Moisture expansion	Nil	Nil	ISO-10545-10
04	Thermal Expansion(COE)	Max. 9.0×10^{-6}	Max. 6.5×10^{-6}	ISO-10545-8
04	Crazing Resistance	As Per Mfg.	N.A.	ISO-10545-11

CHEMICAL PROPERTIES

01	Chemical resistance	No Damage	No Damage	ISO-10545-13
02	Satin resistance	Resistance	Resistance	ISO-10545-14

SAFETY PROPERTIES

01	Slip resistance (friction co efficient)	> 0.40	> 0.40	ISO-10545-17
----	---	--------	--------	--------------

PACKING DETAILS

SIZE	PCS./BOX	WEIGHT / BOX	AREA / BOX
600x1200mm	2 Pcs.	30 Kg.	1.44 Sq. Mtr.

Note : Certain amount of size and shade variation is inherent in all ceramic products. Our conformity to the above fast is applicable only for quality. Colour shown are as accurate as the limitations of the printing process will allow. Prospective customers are advised to inspect a sample of the tile before ordering. Every effort has been made to ensure the accuracy of the information given. However the company reserve the right to change the specification without prior notice. Sometimes variations in shade or size being inherent to ceramic industry may occur. It is suggest to check the tiles before purchase any laying as the company does not accect responsibility once the tiles are laid.

